

PVA Postal Matches

Presented by: John Arbino



Air Guns – Postal Match

AGENDA

- **Postal Matches**
- **Classification**
- **Spring Stands**
 - **Home Range**
- **Scoring Targets**
- **Match Program**
 - **Resources**



Postal Matches



Postal Matches are currently held at the National level using the Orion Scoring System.

Allow competitors to shoot at their home range and compete against others across the country.



NRAEXPLORE
DISCOVER THE POSSIBILITIES

COMPETITIVE SHOOTING
PROGRAMS



Classification

SH-1

- This classification applies to athletes who have the strength and ability to safely hold, load and fire an air gun

SH-2

- This classification applies to athletes who have limited use of one limb/hand.
- These athletes are permitted use of:
 - Loading assistant
 - Trigger adaptation, such as sip/puff trigger.
 - Spring stand

SH-3/VI

- This classification applies to athletes who are vision-impaired.
- These athletes are permitted to use the ECOAIMS system, which uses sound to find the target center.

Spring Stand

- All SH2 athletes will use an approved support stand to support the weight of the rifle.
- The Classifier will assess muscle power in the shooting arm for the purpose of identifying if the athlete may use a weak, or strong spring on the rifle
- Athlete's will be allocated a subclass – 'a' or 'b'

SH-2a or SH-2b

a - Weak Spring (white insert) min flexibility 35mm
b - Strong Spring (black insert) min flexibility 25mm



Building a Home Range (1 of 3)




Firing Line

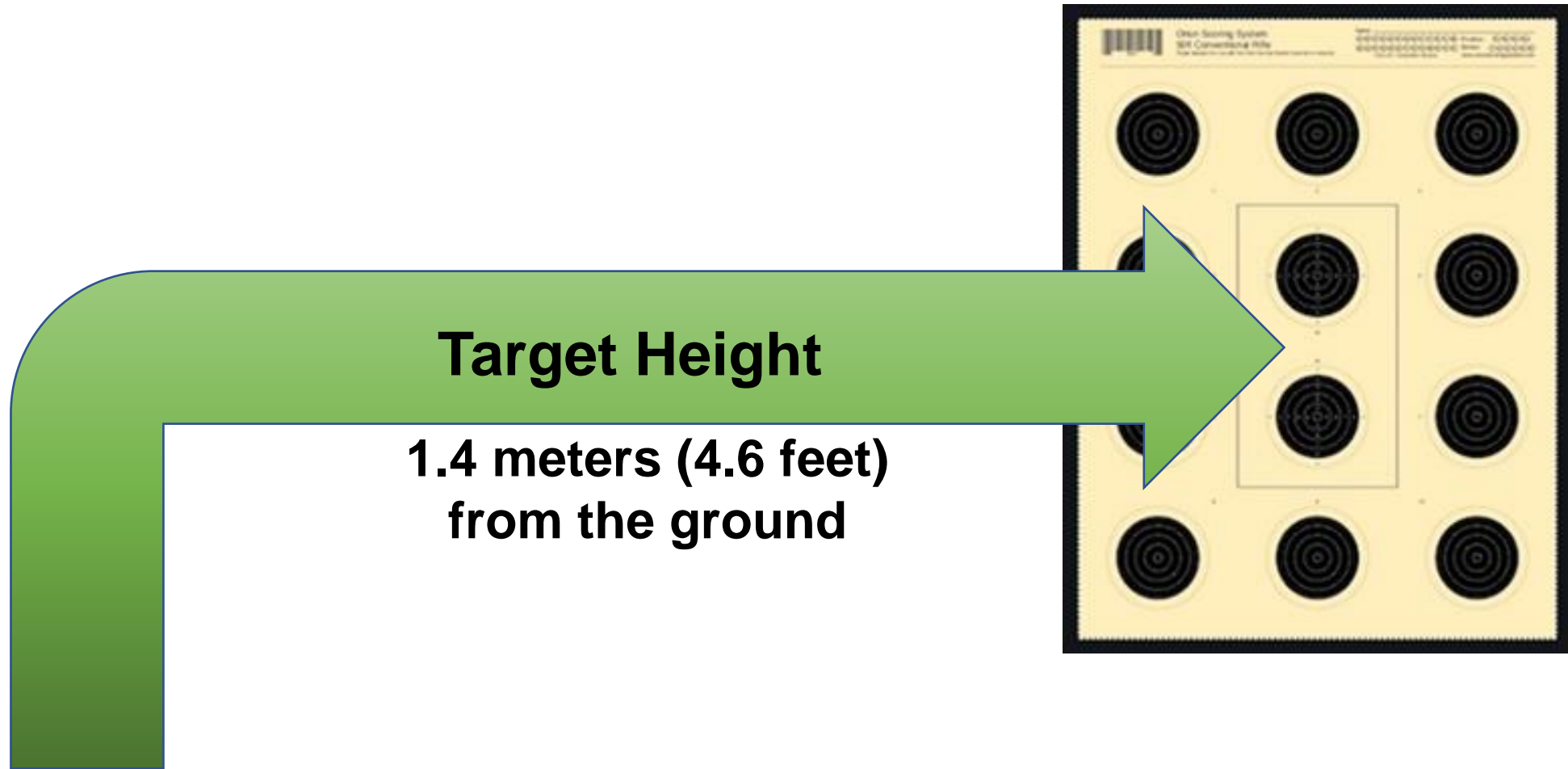
10 meters (32.8 feet)

There can be no physical contact with the ground beyond the 10 meter firing line:

- If shooting from a wheelchair, then the front caster can not pass the 10 meter firing line.
- If shooting from a table, then the table leg cannot pass the 10 meter firing line.
- Shooter can have feet on floor, or wheelchair footplate.



Building a Home Range (2 of 3)

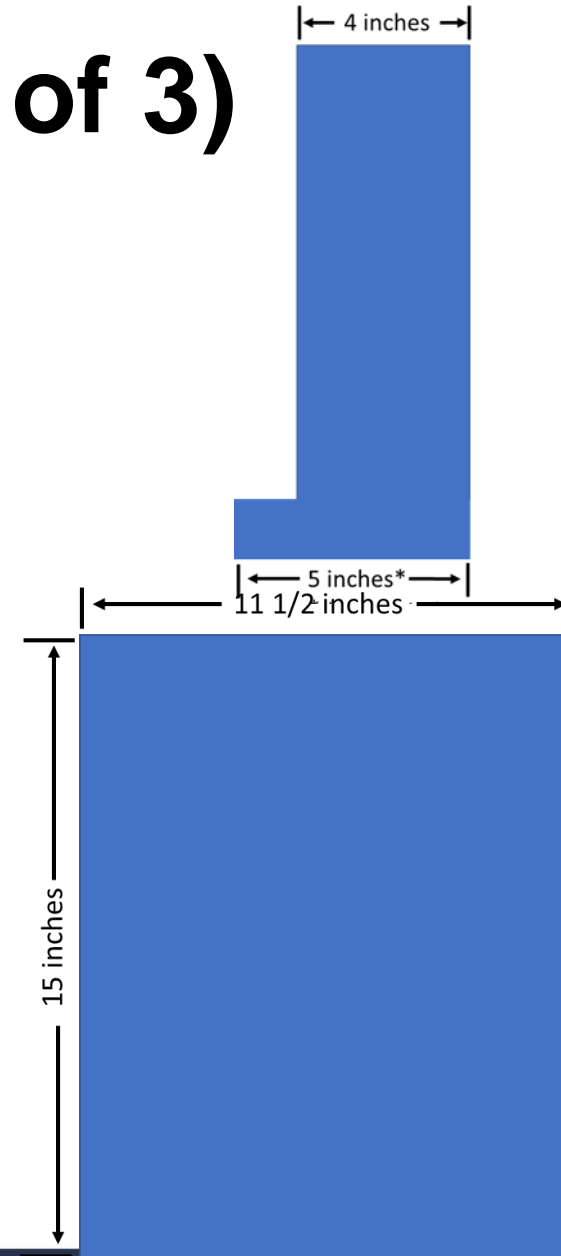



Building a Home Range (3 of 3)

Air Venturi Pellet Box
*details on resource slide



Ensure a pellet will penetrate the front of the box where the target attaches. If not, then the pellets will ricochet off the box. Something like cardboard or foam board works well.



Postal Match Program (1 of 2)

Targets

- The PVA will provide paper targets to all participating Chapters.
- Each target should include the veteran's first/last name, Classification (SH1, SH2 or SH-3/VI) and the date.
- A clear photograph, or scanned copy of the target will then be emailed to johnar@pva.org for scoring.
- Those with electric targets may submit a photograph of a print out of their score. They may also submit a picture of their final shot, which should show their final score.

Postal Match Program (2 of 2)

Match Timing



- Match begins with a 15-minute sighter/preparation time
 - **Paper targets:** SH1 & SH2 - 75-minutes for 60 shots
SH-3/VI - 75 Mins for 40 shots
 - **Electronic targets:** SH1 – 50-minutes for 60 shots
SH2 – 60-minutes for 60 shots
SH-3/VI – 75 Mins for 40 shots

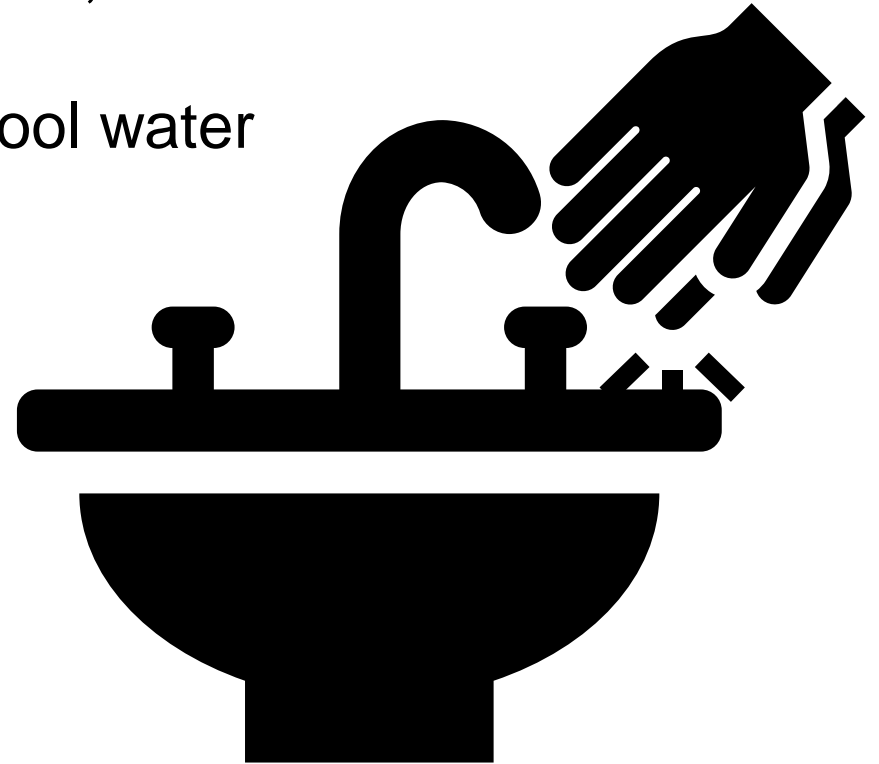
Postal Match Schedule

- The PVA Postal Match will run from Nov 22 to Mar 23, with targets due by the last day of each month.
 - Provides Chapters hosting matches, or members shooting at home, the flexibility of participating around their schedule.
 - The first set of targets will be due by 30 Nov 22. Targets can be submitted for as many, or few, months as members are able to shoot.
 - Awards will be given to the participant with the highest average of their best three months for each Classification.
-

LEAD PELLETS

Reminder that these are lead pellets

- Anyone handling the pellets should avoid placing their hands near their eyes, or mouth.
- Wash hands with cool water



GUN SAFETY CONSIDERATIONS **for every range**

ALWAYS Keep the gun pointed in a safe direction

ALWAYS Keep your finger off the trigger until ready to shoot

ALWAYS Keep the gun unloaded until ready to use.

Resources (1 of 2)

Crosman Challenger – Air rifle

<https://www.crosman.com/product/challenger>

Crosman 2300s – Air pistol

<https://www.crosman.com/product/crosman-2300s-silhouette-competition-co2-air-pistol-177-caliber>

Champions Choice - Air guns/supplies

<http://www.champchoice.com/store/main.aspx>

Oberle Enterprises – Shooting supplies

<https://oberleenterprises.com/>

Pyramyd Air - Air guns/supplies

<https://www.pyramydair.com/air-guns>

Spring Stands – Armorit (Required for SH2 only)

Tommie Cassaday, tlcassaday@armorit.com, 941 360 2101

These are recommended for those new to shooting, and are not ready to invest in a higher end precision rifle.
*These are also provided as loaners for the NVWGs

These are a few suppliers of competition air guns and equipment.

You must contact Ms. Cassaday directly to purchase a Spring Stand as they are built per order. The prices were \$85 (non-adjustable) and \$115 (adjustable), plus shipping.

Resources (2 of 2)

Target Box – Air Venturi Pellet Trap - <https://www.pyramydair.com/product/air-venturi-quiet-pellet-trap-incl-ballistic-putty-steel-backstop?a=5382>

BEADAPTIVE – <https://beadaptive.com/product-category/hunting-shooting/>
(Adaptive trigger mechanisms)

NRA Disabled Shooting Sports – <https://adaptiveshooting.nra.org/>

Paralympic Shooting Rules

(For those competing at the NVWGs; we follow these rules as closely as possible.)

<https://www.paralympic.org/shooting/rules>

Paralympic Shooting Sports Classification

<https://www.paralympic.org/shooting/classification>